

TPT Legacy Fund

This is one of the investment funds you can choose to invest in

TPT Legacy Fund Overview

This investment fund mostly invests in the shares, bonds and properties of different companies from around the world.

By investing it in different types of options, the investment fund's aim is to help smooth out, or 'diversify,' your money by spreading the exposure to different risks.

The investment manager uses their expertise to buy and sell shares, bonds and property with the aim of growing and protecting the value of the Fund. Investing in shares, bonds and property entails different levels of risk and reward, the value of any investment can fall as well as rise and you may not get back the same amount that you initially invested.

What types of funds does it invest in?

Equities: Shares or Stocks in companies based in the UK and around the world which entitles the owner to a share of their future profits.

Bonds: Loans typically made over a fixed period to governments and companies that entitle the owner to interest followed by a return of the loan amount at the end.

Property: Investing in different types of properties such as offices, shopping malls and industrial units.

How does it invest?

The Fund invests mainly in bonds, equities and property as well as alternative investment strategies and commodities.

A large portion of this fund invests in developed countries such as countries in North America and Europe. However this Fund may also invest a portion in emerging markets.

What are the risks?



Interest Rate Risk: The risk that changes in market interest rates will cause the value of fixed-interest investments to rise or fall.



Counterparty Risk: The risk of losing money due to one of the parties failing to meet their obligations.



Currency Risk: The risk that changes in exchange rates will affect the value of an overseas investment.



Emerging Markets Risk: The risk that investments in developing countries may be more volatile than those in developed countries, with the potential for both greater gains and larger losses.



Reinsurance Risk: The risk of your savings not growing, or falling in value in the event of a failure by an insurance provider.

What can the fund fact sheet show me?

The detailed fund fact sheet will show you:

- The Fund's charges
- Investment Allocation/Breakdown
- Investment performance

FUND FACTSHEET Q2 2025

TPT Retirement Solutions

TPT Legacy Fund



Fund Information as at 30/06/2025

Investment Objective

The Fund aims to provide long term investment growth. Invests globally through a diversified range of asset classes.

Launch Date	16/05/2024	Total Expense Ratio (TER)** consisting of:	0.31%
Currency	GBP	- Fund Management Charge**	0.26%
Fund Size	£2	- Fund Expenses**	0.05%
Benchmark	LGIM Diversified Benchmark (Midday)	Administration Charge*	

* Administration Charge: From 22 April 2025, the administration charge component has been charged separately to the fund management charge and fund expenses and is not reflected in the figures above. Please refer to 'Pot details' in your online account at my.tpt.co.uk for full charges information.

**The TER represents the costs for running the Fund, reflected daily in the unit price. It consists of the Fund Management Charge plus additional Fund Expenses. It does not include the Administration Charge and the Property Expense Ratio (where applicable). The Trustee of The Pensions Trust is responsible for selecting the underlying fund(s), the investment objective and benchmark, all of which may change from time to time.

The Fund is fully invested in but entirely distinct from the underlying fund(s), with its own unit price and other fund specific details. The unit price and performance of the Fund will not precisely match those of the underlying fund(s).

This document is intended for use by individuals who are familiar with investment terminology. Please visit your online account at my.tpt.co.uk if you require further support.

Underlying Fund Information

Underlying Fund Name: LGIM Diversified

Launch Date:	11/01/2012	Fund Size	30/06/2025	£11,997.37m
---------------------	------------	------------------	------------	-------------

Synthetic Risk and Reward Indicator (SRRI) as at 30/06/2025

We have calculated an overall risk rating for this fund to help you to compare the TPT investment choices. We use a popular method called 'SRRI' which may also help you to compare with investments you hold outside of TPT.

What is a risk rating?

- It measures the relative risk and reward of an investment fund, where 1 – being low risk and potentially low returns up to 7 – high risk and potentially high returns
- It's calculated using past performance and volatility. This risk rating is a 'Synthetic Risk and Reward Indicator' (SRRI). The SRRI risk ratings are based on European Security and Markets Authority (ESMA) guidelines.
- The risk rating doesn't guarantee how the fund will perform in the future, and it can change over time.

The risk rating for this fund is **4**



FUND FACTSHEET Q2 2025

TPT Retirement Solutions

TPT Legacy Fund



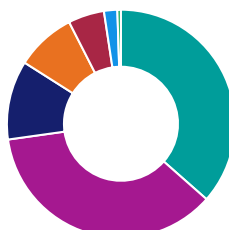
Retirement Solutions

Underlying Fund Information (continued)

Asset Allocation as at 30/06/2025

Figures may not total to 100% due to rounding.

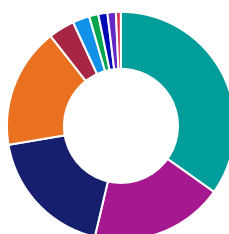
Equities	36.5%
Fixed Interest	36.3%
Property	11.2%
Other	8.5%
Alternative Risk Premia	5.1%
Commodities	1.9%
Money Market	0.5%



Geographical Allocation as at 30/06/2025

Figures may not total to 100% due to rounding.

North America	34.9%
Pacific Basin	18.9%
Europe ex UK	18.7%
UK	17.1%
Central & S America	3.7%
Indian Sub-Continent	2.4%
Africa	1.3%
International	1.3%
GCC	1.2%
Other	0.7%



"GCC" stands for "Gulf Cooperation Council". The GCC is a political, economic, social and regional organisation of six Persian Gulf member countries: Bahrain, Qatar, Kuwait, Oman, Saudi Arabia and the United Arab Emirates.

Principal Holdings as at 30/06/2025

1 Taiwan Semiconductor TWD10	0.7%	6 Prologis Inc USD0.01	0.3%
2 Nvidia Corp USD0.001	0.5%	7 Tencent Holdings Ltd HKD0.00002	0.3%
3 Microsoft Corp Com USD0.00001	0.4%	8 Nextera Energy Inc USD 0.01	0.3%
4 Apple Inc Com NPV	0.4%	9 3i Group Ord GBP 0.738636	0.3%
5 WELLTOWER INC USD1	0.3%	10 National Grid plc GBP0.1139535	0.3%

FUND FACTSHEET Q2 2025

TPT Retirement Solutions

TPT Legacy Fund



Retirement Solutions

Year on Year Performance

	30/06/2024 to 30/06/2025	30/06/2023 to 30/06/2024	30/06/2022 to 30/06/2023	30/06/2021 to 30/06/2022	30/06/2020 to 30/06/2021
Fund growth	6.4%	-	-	-	-
Benchmark	10.6%	-	-	-	-

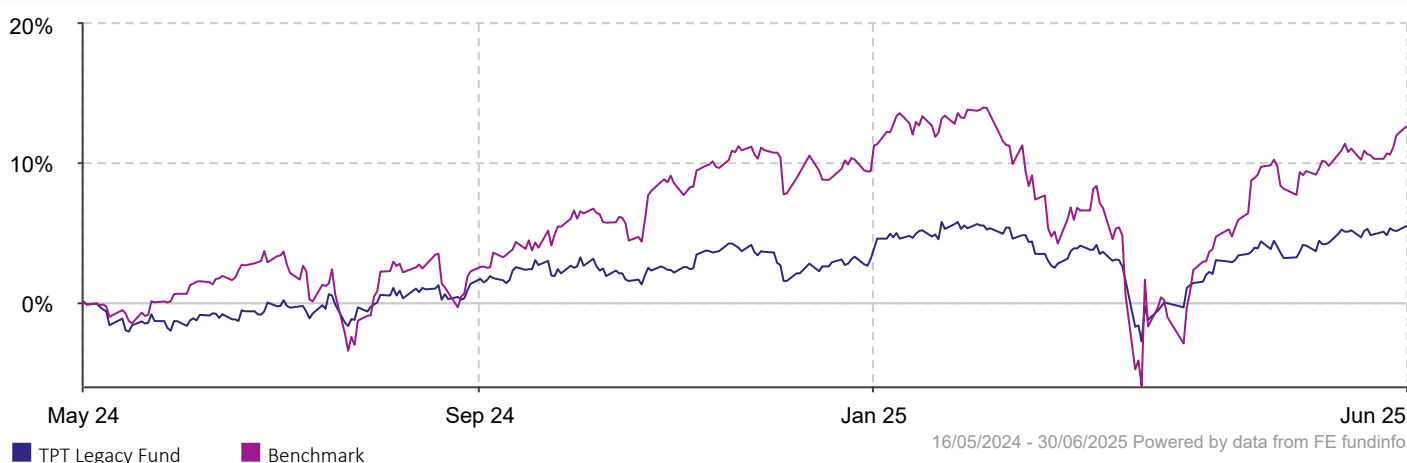
Cumulative Performance to 30/06/2025

	3 months	1 Year	3 Years	5 Years	10 Years
Fund growth	2.4%	6.4%	-	-	-
Benchmark	7.7%	10.6%	-	-	-

Annualised Performance to 30/06/2025

	3 Years	5 Years	10 Years
Fund growth	-	-	-
Benchmark	-	-	-

Performance from 16/05/2024 to 30/06/2025



Fund performance figures shown include reinvestment of any income the fund receives with the exclusion of an annuity payment and deduction of the Fund Management Charge, Fund Expenses and where applicable, Property Expense Ratio*. The FMC stated may not be the level of charge which applies to your scheme. Charges and expenses may have changed over time, which is reflected in the performance figures. The Fund performance shown does not take into consideration any additional charges that may apply to your scheme such as administration charges. Fund performance figures for income-paying funds, managed income and future annuity income include the deduction of income taken from the fund.

Benchmark performance shown in our tables and charts is for comparison purposes only and is based on Total Returns, which assumes the reinvestment of any income. The benchmark will not include any costs and charges that apply to the Fund, which could be a reason why the performance of the Fund may not exactly match the performance of the benchmark.

The fund performance figures refer to past performance, which is not a reliable indicator of future performance. You should be aware that the value of investments may fall as well as rise and is not guaranteed. You may get back less than you invest.

Important Information

TPT Retirement Solutions has appointed Phoenix Corporate Investment Services (CIS) to make this Fund available to your pension scheme and to produce this fund factsheet.

Factsheets are updated quarterly and the most up-to-date version can be found in your online account if you're a member. If you're not a member you can access them on our website www.tpt.co.uk. Factsheets provide you with fund information only and is not an invitation to invest or advice about the suitability of an investment for your personal financial situation. If you have any questions or wish to discuss your investment options, you should speak to the Scheme Administrator or Trustee of your pension scheme or seek financial advice.

Fund Pricing

This Fund has a single unit price, which means that on any given date, an investor will purchase units at the same price as an investor selling units. The Fund's unit price is determined by the unit price of the underlying fund(s) in which it invests. Our Fund or the underlying fund's unit price can be impacted by whether money is going in or out of the fund and also the trend of flows in or out. Full details on how our unit linked Funds are valued and priced can be found in the document titled 'Unit Linked Principles & Practices' which is available on <https://www.phoenixwealth.co.uk/Literature/Funds/>

Data Source

The source of data in our factsheets is FE fundinfo, a specialist investment data provider.

Although Phoenix CIS takes every care to ensure that the data provided by or to external sources about their own funds is accurate, occasionally discrepancies may occur, for example, due to pricing delays. In all cases Phoenix CIS will endeavour to ensure that these discrepancies are corrected. Phoenix CIS accepts no liability for loss due to such discrepancies, for example where the investor has relied on the information contained in the factsheet to help them make investment decisions.