

TPT Global Corporate Bond Fund

This is one of the investment funds you can choose to invest in

TPT Global Corporate Bond Fund Overview

This investment fund invests in the bonds of different companies and governments predominantly from the UK and also around the world.

If companies or governments wish to raise money, they can borrow it from investors for a specific amount of time in return for a set rate of interest. This process is called selling bonds. A bond is effectively an 'IOU' from a company or government. In return for the cash, borrowers usually make regular interest payments before repaying the initial amount borrowed at the end of the agreed term.

Investing in bonds can generally be less risky than other types of investment, such as shares, although the potential rewards are lower. It's important to remember, however, that growth is not guaranteed, and the value of any investment can fall as well as rise and you may not get back the same amount that you initially invested.

What types of funds does it invest in?

Bonds: Loans typically made over a fixed period to governments and companies that entitle the owner to interest followed by a return of the loan amount at the end.

How does it invest?

The Fund invests in corporate bonds in the UK and around the world. The fund employs an index tracking strategy, aiming to replicate the performance of its benchmark. The index aims to provide diversified exposure to global corporate bonds, Direct investment in corporate bonds across sectors (industrials, utilities and financial companies), and exposure to Investment Grade Bonds

Bonds are given a rating by an independent rating agency. The higher the rating the more likely the borrower is to repay the interest or loan. Ratings range from AAA, the highest grade, to D, the lowest grade. This Fund invests in a range, but mainly focused on BBB and above.

What are the risks?



Liquidity Risk: The risk of not being able to sell some of your investments on a given day due to there not being a market willing to buy them from you.



Currency Risk: The risk of some of your investments falling in value due to the currency the investments are in, decreases in value versus the pound.



Interest Rate Risk: The risk that the value of your bond investments will fall if market interest rates go up and the locked in fixed yearly interest rate on them looks less valuable.



Counterparty Risk: The risk of losing money due to one of the parties failing to meet their obligations.

What currency does this fund trade in?

Even though it's a global fund, it trades in GBP.

What can the fund fact sheet show me?

The detailed fund fact sheet will show you:

- The Fund's charges
- Where the money is invested by sector, geographical location and companies etc
- Investment performance

Further Information

You can read more about this fund on the next few pages. This cover is to give you a brief overview before you start going into the detail.

FUND FACTSHEET Q4 2024

TPT Retirement Solutions

TPT Global Corporate Bond Fund

Fund Information as at 31/12/2024

Investment Objective

The Fund seeks to track the performance of an index composed of investment grade corporate bonds from issuers in emerging and developed markets.

Launch Date	23/08/2023	Total Expense Ratio (TER)* consisting of:	0.50%
Currency	GBP	- Annual Management Charge (AMC)*	0.50%
Fund Size	£0.22m	- Fund Expenses*	0.00%
Benchmark	Bloomberg Global Aggregate - Corporates		

* Please see the descriptions in the 'Guide to your scheme fund factsheet'. The TER represents the cost for running the Fund, reflected daily in the unit price.

The Trustee of The Pensions Trust is responsible for selecting the underlying fund(s), the investment objective and benchmark, all of which may change from time to time.

The Fund is distinct from the underlying fund(s), with its own unit price and other fund specific details. However the Fund is fully invested in the underlying fund(s). The unit price and performance of the Fund will not exactly match those of the underlying fund(s).

Underlying Fund Information

Underlying Fund Name: iShares Global Corp Bond UCITS ETF

Launch Date:	24/09/2012	Fund Size 31/12/2024	£3,229.27m
--------------	------------	----------------------	------------

FUND FACTSHEET Q4 2024

TPT Retirement Solutions

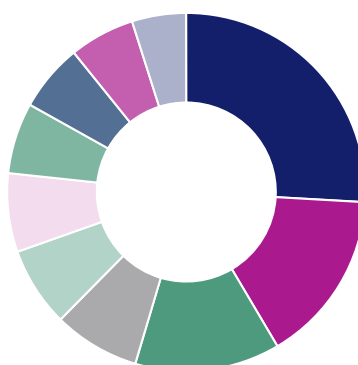
TPT Global Corporate Bond Fund

Underlying Fund Information (continued)

Sector Allocation as at 31/12/2024

Figures may not total to 100% due to rounding.

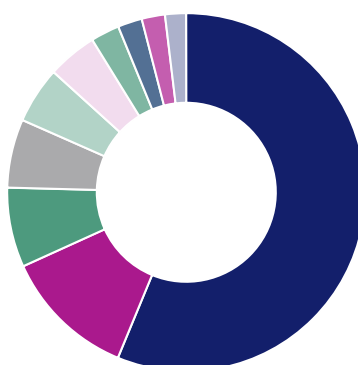
● Banks	25.9%
● Other	15.6%
● Non-Cyclical Consumer Goods	13.1%
● Cyclical Consumer Goods	7.8%
● Electricity Supply	7.2%
● Communications	7.1%
● Technology	6.4%
● Insurance	6.1%
● Energy	5.9%
● Capital Goods	4.9%



Geographical Allocation as at 31/12/2024

Figures may not total to 100% due to rounding.

● USA	56.3%
● Other	12.0%
● UK	7.2%
● France	6.2%
● Canada	5.1%
● Germany	4.5%
● Japan	2.6%
● Switzerland	2.2%
● Australia	2.1%
● Spain	1.9%



Principal Holdings as at 31/12/2024

1 JAPAN (GOVERNMENT OF) 10YR #352	0.2%	5 PFIZER INVESTMENT ENTERPRISES PTE	0.1%
2 JAPAN (GOVERNMENT OF) 20YR #153	0.1%	6 GOLDMAN SACHS GROUP INC/THE	0.1%
3 ANHEUSER-BUSCH COMPANIES LLC	0.1%	7 CVS HEALTH CORP	0.1%
4 T-MOBILE USA INC	0.1%		

FUND FACTSHEET Q4 2024

TPT Retirement Solutions

TPT Global Corporate Bond Fund

Year on Year Performance

	31/12/2023 to 31/12/2024	31/12/2022 to 31/12/2023	31/12/2021 to 31/12/2022	31/12/2020 to 31/12/2021	31/12/2019 to 31/12/2020
Fund growth	3.2%	-	-	-	-
Benchmark	2.9%	-	-	-	-

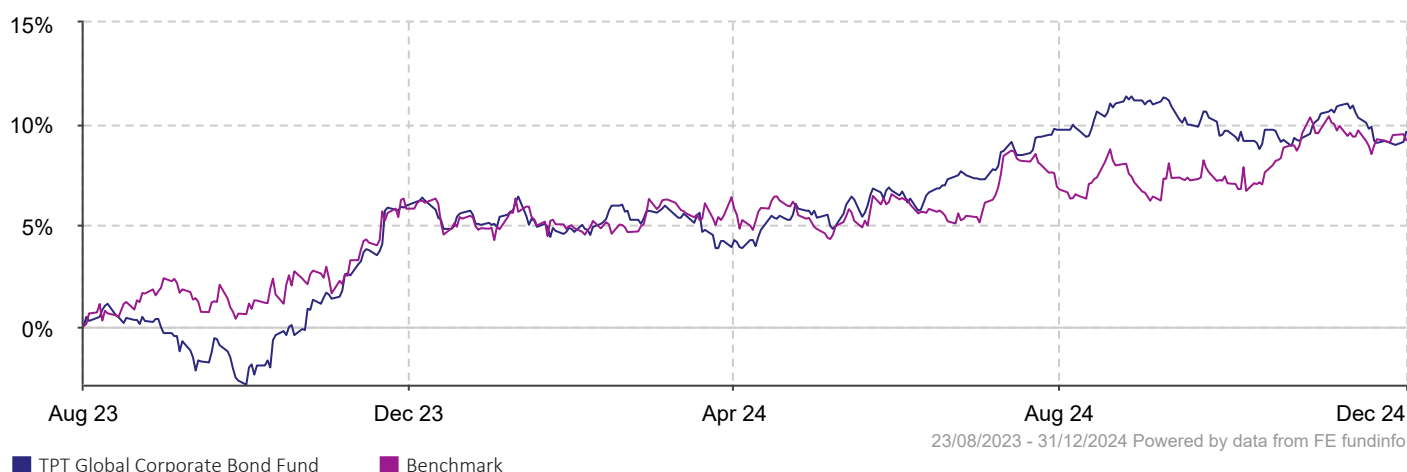
Cumulative Performance to 31/12/2024

	3 months	1 Year	3 Years	5 Years	10 Years
Fund growth	-1.4%	3.2%	-	-	-
Benchmark	2.8%	2.9%	-	-	-

Annualised Performance to 31/12/2024

	3 Years	5 Years	10 Years
Fund growth	-	-	-
Benchmark	-	-	-

Performance from 23/08/2023 to 31/12/2024



Fund performance figures shown include reinvestment of any income the Fund receives and deduction of the Annual Management Charge, Fund Expenses and where applicable, Property Expense Ratio. Charges and expenses may have changed over time, which is reflected in the performance figures. The Fund performance shown does not take into consideration any additional charges that may apply to your scheme.

Benchmark performance shown in our tables and charts is for comparison purposes only and is based on Total Returns, which assumes the reinvestment of any income. The benchmark will not include any costs and charges that apply to the Fund, which could be a reason why the performance of the Fund may not exactly match the performance of the benchmark.

The fund performance figures refer to the past and past performance is not a reliable indicator of future performance. You should be aware that the value of investments may fall as well as rise and is not guaranteed. You may get back less than you invest.

FUND FACTSHEET Q4 2024

TPT Retirement Solutions

TPT Global Corporate Bond Fund

Important Information

TPT Retirement Solutions have appointed Phoenix Corporate Investment Services (CIS) to make this Fund available to your pension scheme and to produce this fund factsheet.

This factsheet should be read with your Member Guide and the 'Guide to your scheme fund factsheet'.

It is updated quarterly and the most up-to-date version can be requested by telephone from the TPT Retirement Solutions Customer Helpline on 0345 072 6780 (call charges will vary). It provides you with fund information only and is not an invitation to invest or advice about the suitability of an investment for your personal financial situation. If you have any questions or wish to discuss your investment options, you should speak to the Scheme Administrator or Trustee of your pension scheme or seek financial advice.

Fund Pricing

This Fund has a single unit price, which means that on any given date, an investor will purchase units at the same price as an investor selling units. The Fund's unit price is determined by the unit price of the underlying fund(s) in which it invests. Our Fund or the underlying fund's unit price can be impacted by whether money is going in or out of the fund and also the trend of flows in or out. Full details on how our unit linked Funds are valued and priced can be found in the document titled 'Unit Linked Principles & Practices' which is available on <https://www.phoenixwealth.co.uk/Literature/Funds/>

Data Source

The source of data in our factsheets is FE fundinfo, a specialist investment data provider.

Although Phoenix CIS takes every care to ensure that the data provided by or to external sources about their own funds is accurate, occasionally discrepancies may occur, for example, due to pricing delays. In all cases Phoenix CIS will endeavour to ensure that these discrepancies are corrected. Phoenix CIS accepts no liability for loss due to such discrepancies, for example where the investor has relied on the information contained in the factsheet to help them make investment decisions.