

# TPT Ethical Global Equity Fund



This is one of the investment funds you can choose to invest in

Retirement Solutions

## TPT Ethical Global Equity Fund Overview

This investment fund invests in the shares of different companies and countries around the world which meet a variety of environmental, social and governance criteria.

The Fund does not invest in companies that do not meet the agreed guidelines. It will invest in the shares of many companies at the same time. This helps to even out the effect of any changes in share prices, making investment in the fund less risky than investing in any individual company's shares. However, the value of any investment can fall as well as rise and you may not get back the same amount that you initially invested.

The investment manager uses their expertise to minimise the costs associated with buying and selling shares.

An option designed for someone who wants to focus their investments on ethical investing.

## What types of funds does it invest in?

**Equities:** Shares or Stocks in companies based in the UK and around the world which entitles the owner to a share of their future profits.

## How does it invest?

The Fund invests in many different types of companies within different sectors. A large portion is invested in companies within the technology and financial sector. The Fund will tend to avoid sectors that do not meet the required criteria, for example weapons and tobacco industries.

The majority (around 50%) of investments are in the USA, with the rest spread around the world, including the UK, Europe and Japan.

## What are the risks?



**Market Risk:** The risk that the value of your investments will fluctuate due to general newsflow. This could include updated economic data, geopolitical changes and natural disasters, amongst other events.



**Reinsurance Risk:** The risk of your savings not growing, or falling in value in the event of a failure by an insurance provider.



**Currency Risk:** The risk that changes in exchange rates will affect the value of an overseas investment.



**Counterparty Risk:** The risk of losing money due to one of the parties failing to meet their obligations.

## What can the fund fact sheet show me?

The detailed fund fact sheet will show you:

- The Fund's charges
- Investment Allocation/Breakdown
- Investment performance

Please note the fund factsheets should be used for information only. If you're thinking of making any changes to your investment choice or would like help deciding where you should invest your TPT pension savings, please consider getting financial advice. Please visit [tpt.co.uk/guidance-and-advice](https://tpt.co.uk/guidance-and-advice) to find out more.

# FUND FACTSHEET Q1 2026

## TPT Retirement Solutions

### TPT Ethical Global Equity Fund



#### Fund Information as at 31/03/2026

##### Investment Objective

This Fund aims to track closely the performance of a composite index composed of 7% FTSE4Good UK Index and 93% FTSE4Good Global Index.

<b>Launch Date</b>	01/03/2013	<b>Total Expense Ratio (TER)**</b> consisting of:	<b>0.15%</b>
<b>Currency</b>	GBP	- Fund Management Charge**	0.15%
<b>Fund Size</b>	£50.58m	- Fund Expenses**	0.00%
<b>Benchmark</b>	Ethical Global Equity Benchmark	<b>Administration Charge*</b>	


\* Administration Charge: From 22 April 2025, the administration charge component has been charged separately to the fund management charge and fund expenses and is not reflected in the figures above. Please refer to 'Pot details' in your online account at my.tpt.co.uk for full charges information.

\*\*The TER represents the costs for running the Fund, reflected daily in the unit price. It consists of the Fund Management Charge plus additional Fund Expenses. It does not include the Administration Charge and the Property Expense Ratio (where applicable). The Trustee of The Pensions Trust is responsible for selecting the underlying fund(s), the investment objective and benchmark, all of which may change from time to time.

The Fund is fully invested in but entirely distinct from the underlying fund(s), with its own unit price and other fund specific details. The unit price and performance of the Fund will not precisely match those of the underlying fund(s).

This document is intended for use by individuals who are familiar with investment terminology. Please visit your online account at my.tpt.co.uk if you require further support.

#### Fund Holdings as at 31/03/2026



Figures may not total to 100% due to rounding.

#### Synthetic Risk and Reward Indicator (SRR) as at 31/03/2026

We have calculated an overall risk rating for this fund to help you to compare the TPT investment choices. We use a popular method called 'SRR' which may also help you to compare with investments you hold outside of TPT.

##### What is a risk rating?

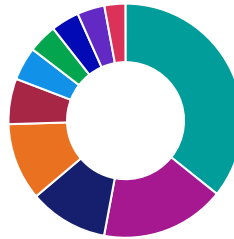
- It measures the relative risk and reward of an investment fund, where 1 – being low risk and potentially low returns up to 7 – high risk and potentially high returns
- It's calculated using past performance and volatility. This risk rating is a 'Synthetic Risk and Reward Indicator' (SRR). The SRR risk ratings are based on European Security and Markets Authority (ESMA) guidelines.
- The risk rating doesn't guarantee how the fund will perform in the future, and it can change over time.

The risk rating for this fund is **4**



**Sector Allocation as at 31/03/2026**

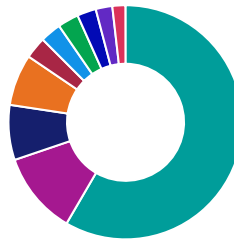
● Technology	35.8%
● Financials	17.2%
● Industrials	10.9%
● Health Care	10.7%
● Consumer Discretionary	6.3%
● Energy	4.6%
● Consumer Staples	4.0%
● Basic Materials	3.9%
● Other	3.8%
● Telecommunications	2.9%



Figures may not total to 100% due to rounding.

**Geographical Allocation as at 31/03/2026**

● USA	58.4%
● UK	11.4%
● Other	7.6%
● Japan	7.1%
● Switzerland	3.0%
● France	2.9%
● Canada	2.9%
● Germany	2.6%
● Australia	2.3%
● Netherlands	1.8%



Figures may not total to 100% due to rounding.

#### Environmental, Social and Governance (ESG) Characteristics

TPT has a long-standing commitment to responsible investing. To provide greater insight into the ESG profile of this fund, we've partnered with MSCI, a leading investment research firm, to calculate its ESG rating.

##### Why an ESG rating?

- The MSCI ESG Fund Rating is designed to measure the Environmental, Social and Governance (ESG) characteristics of a fund's underlying investment holdings.
- The ESG Rating ranges from leader (AAA, AA), average (A, BBB, BB) to laggard (B, CCC).
- The overall fund rating is based on each individual holding's ESG rating, and the proportion held in this fund (and if there is sufficient available data to do so). An individual holding rating aims to measure a company's management of financially relevant ESG risks and opportunities based on their exposure and how well they manage risks relative to peers.

#### ESG Rating as at 31/03/2026

Portfolio		Environmental Pillar Score	
ESG Score	7.40		6.05
ESG Rating	AA	Social Pillar Score	5.17
		Governance Pillar Score	6.15
		ESG % Coverage	95.93

#### ESG Rating Range Allocation % as at 31/03/2026

AAA	19.48%
AA	38.58%
A	18.87%
BBB	18.01%
BB	0.84%
B	0.16%
CCC	0.0%
Not Rated	4.07%



Figures may not total to 100% due to rounding.

More information about the MSCI ESG ratings and the methodology can be found on the MSCI website

<https://www.msci.com/sustainable-investing/esg-ratings>

#### ESG Report: [tptethicalglobalequityfund\\_esgreport.pdf](#)

The Fund ESG Report provides more information in relation to the ESG profile of the fund. It comprises different ESG metrics, such as the fund's carbon footprint, percentage of assets with recognised decarbonisation targets, percentage of assets invested in companies with a policy on human rights, amongst others.

# FUND FACTSHEET Q1 2026

## TPT Retirement Solutions

### TPT Ethical Global Equity Fund



Retirement Solutions

#### Year on Year Performance

	31/03/2025 to 31/03/2026	31/03/2024 to 31/03/2025	31/03/2023 to 31/03/2024	31/03/2022 to 31/03/2023	31/03/2021 to 31/03/2022
Fund growth	16.4%	3.9%	22.2%	-1.7%	17.1%
Benchmark	19.4%	4.3%	21.5%	1.2%	16.9%

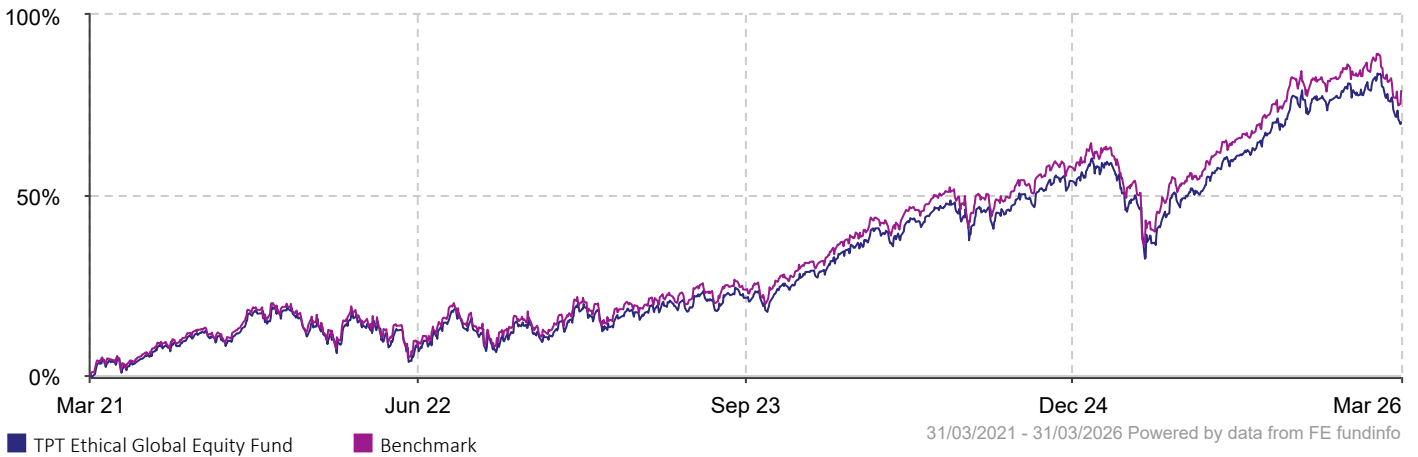
#### Cumulative Performance to 31/03/2026

	3 months	1 Year	3 Years	5 Years	10 Years
Fund growth	-4.2%	16.4%	47.8%	70.2%	228.7%
Benchmark	-1.8%	19.4%	51.3%	78.9%	252.1%

#### Annualised Performance to 31/03/2026

	3 Years	5 Years	10 Years
Fund growth	13.9%	11.2%	12.6%
Benchmark	14.8%	12.3%	13.4%

#### Performance from 31/03/2021 to 31/03/2026



Fund performance figures shown include reinvestment of any income the fund receives with the exclusion of an annuity payment and deduction of the Fund Management Charge, Fund Expenses and where applicable, Property Expense Ratio\*. The FMC stated may not be the level of charge which applies to your scheme. Charges and expenses may have changed over time, which is reflected in the performance figures. The Fund performance shown does not take into consideration any additional charges that may apply to your scheme such as administration charges. Fund performance figures for income-paying funds, managed income and future annuity income include the deduction of income taken from the fund.

Benchmark performance shown in our tables and charts is for comparison purposes only and is based on Total Returns, which assumes the reinvestment of any income. The benchmark will not include any costs and charges that apply to the Fund, which could be a reason why the performance of the Fund may not exactly match the performance of the benchmark.

**The fund performance figures refer to past performance, which is not a reliable indicator of future performance. You should be aware that the value of investments may fall as well as rise and is not guaranteed. You may get back less than you invest.**

# FUND FACTSHEET Q1 2026

## TPT Retirement Solutions

### TPT Ethical Global Equity Fund



#### Important Information

**TPT Retirement Solutions has appointed Phoenix Corporate Investment Services (CIS) to make this Fund available to your pension scheme and to produce this fund factsheet.**

Factsheets are updated quarterly and the most up-to-date version can be found in your online account if you're a member. If you're not a member you can access them on our website [www.tpt.co.uk](http://www.tpt.co.uk). Factsheets provide you with fund information only and is not an invitation to invest or advice about the suitability of an investment for your personal financial situation. If you have any questions or wish to discuss your investment options, you should speak to the Scheme Administrator or Trustee of your pension scheme or seek financial advice.

#### Fund Pricing

This Fund has a single unit price, which means that on any given date, an investor will purchase units at the same price as an investor selling units. The Fund's unit price is determined by the unit price of the underlying fund(s) in which it invests. Our Fund or the underlying fund's unit price can be impacted by whether money is going in or out of the fund and also the trend of flows in or out. Full details on how our unit linked Funds are valued and priced can be found in the document titled 'Unit Linked Principles & Practices' which is available on <https://www.phoenixwealth.co.uk/Literature/Funds/>

#### Data Source

The source of data in our factsheets is FE fundinfo, a specialist investment data provider. Although Phoenix CIS takes every care to ensure that the data provided by or to external sources about their own funds is accurate, occasionally discrepancies may occur, for example, due to pricing delays. In all cases Phoenix CIS will endeavour to ensure that these discrepancies are corrected. Phoenix CIS accepts no liability for loss due to such discrepancies, for example where the investor has relied on the information contained in the factsheet to help them make investment decisions.

#### Third Parties' disclaimers

Where the benchmark is wholly, or in part, a FTSE Index; Source: London Stock Exchange Group plc and its group undertakings (collectively, the "LSE Group"). © LSE Group 2026. FTSE Russell is a trading name of certain of the LSE Group companies. "FTSE®" and "FTSE4Good®" are trade marks of the relevant LSE Group companies and are used by any other LSE Group company under license. All rights in the FTSE Russell indexes or data vest in the relevant LSE Group company which owns the index or the data. Neither LSE Group nor its licensors accept any liability for any errors or omissions in the indexes or data and no party may rely on any indexes or data contained in this communication. No further distribution of data from the LSE Group is permitted without the relevant LSE Group company's express written consent. The LSE Group does not promote, sponsor or endorse the content of this communication.

#### Additional Notes

**Fund Note:** As of 30/06/2023 the TPT SRI Fund was renamed the TPT Ethical Global Equity Fund

**Benchmark constituents:** 93% FTSE4Good Developed Index and 7% FTSE4Good UK Index