

TPT UK Equity Index Fund

This is one of the investment funds you can choose to invest in

TPT UK Equity Index Fund Overview

This investment fund invests in the shares of different companies in the UK.

An equity (or share) is a small stake in a company. If you hold shares in a company, you can be paid dividends (a share in the company's profits). You can also make a profit by selling your shares for a higher price than you paid for them – or lose money by selling at a lower price.

Investing in equities is generally 'riskier' than other types of investments, but the potential reward is greater. The reason being that share prices, both generally and for a single company, can change by a large amount (up or down) in a very short space of time. This Fund aims to balance the risk by investing in a mix of countries and companies rather than investing in one, however the value of any investment can fall as well as rise and you may not get back the same amount that you initially invested.

What types of funds does it invest in?

Equities: Shares or Stocks in companies based around the world which entitles the owner to a share of their future profits.

How does it invest?

The Fund invests in different companies around the UK. The fund employs an index tracking strategy, aiming to replicate the performance of its benchmark.

What are the risks?



Reinsurance Risk: The risk of your savings not growing, or falling in value in the event of a failure by an insurance provider.



Counterparty Risk: The risk of losing money due to one of the parties failing to meet their obligations.

What currency does this fund trade in?

It trades in GBP.

What can the fund fact sheet show me?

The detailed fund fact sheet will show you:

- The Fund's charges
- Where the money is invested by sector, geographical location and companies etc
- Investment performance

Further Information

You can read more about this fund on the next few pages. This cover is to give you a brief overview before you start going into the detail.

FUND FACTSHEET Q4 2024

TPT Retirement Solutions TPT UK Equity Index Fund

Fund Information as at 31/12/2024

Investment Objective

The investment objective is to track the performance of the FTSE All-Share Index (less withholding tax where applicable) to within +/- 0.25% p.a. for two years out of three.

Launch Date	23/08/2023	Total Expense Ratio (TER)* consisting of:	0.30%
Currency	GBP	- Annual Management Charge (AMC)*	0.30%
Fund Size	£0.53m	- Fund Expenses*	0.00%
Benchmark	FTSE All Share		

* Please see the descriptions in the 'Guide to your scheme fund factsheet'. The TER represents the cost for running the Fund, reflected daily in the unit price.

The Trustee of The Pensions Trust is responsible for selecting the underlying fund(s), the investment objective and benchmark, all of which may change from time to time.

The Fund is distinct from the underlying fund(s), with its own unit price and other fund specific details. However the Fund is fully invested in the underlying fund(s). The unit price and performance of the Fund will not exactly match those of the underlying fund(s).

Underlying Fund Information

Underlying Fund Name: LGIM UK Equity Index Inst

Launch Date:	11/03/1987	Fund Size 31/12/2024	£10,156.54m
--------------	------------	----------------------	-------------

FUND FACTSHEET Q4 2024

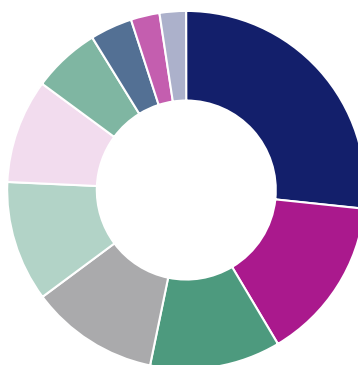
TPT Retirement Solutions TPT UK Equity Index Fund

Underlying Fund Information (continued)

Sector Allocation as at 31/12/2024

Figures may not total to 100% due to rounding.


Financials	26.7%
Consumer Staples	14.8%
Industrials	11.8%
Consumer Discretionary	11.6%
Health Care	10.9%
Energy	9.4%
Basic Materials	6.1%
Utilities	3.8%
Other	2.6%
Real Estate	2.4%



Geographical Allocation as at 31/12/2024

Figures may not total to 100% due to rounding.

UK	100.0%
----	--------



Principal Holdings as at 31/12/2024

1 AstraZeneca	6.6%	6 BP	2.7%
2 Shell	6.5%	7 British American Tobacco	2.4%
3 HSBC Holdings	6.1%	8 Diageo	2.4%
4 Unilever	4.8%	9 London Stock Exchange Group	2.4%
5 RELX Group	2.9%	10 GSK	2.3%

FUND FACTSHEET Q4 2024

TPT Retirement Solutions TPT UK Equity Index Fund

Year on Year Performance

	31/12/2023 to 31/12/2024	31/12/2022 to 31/12/2023	31/12/2021 to 31/12/2022	31/12/2020 to 31/12/2021	31/12/2019 to 31/12/2020
Fund growth	9.1%	-	-	-	-
Benchmark	9.5%	-	-	-	-

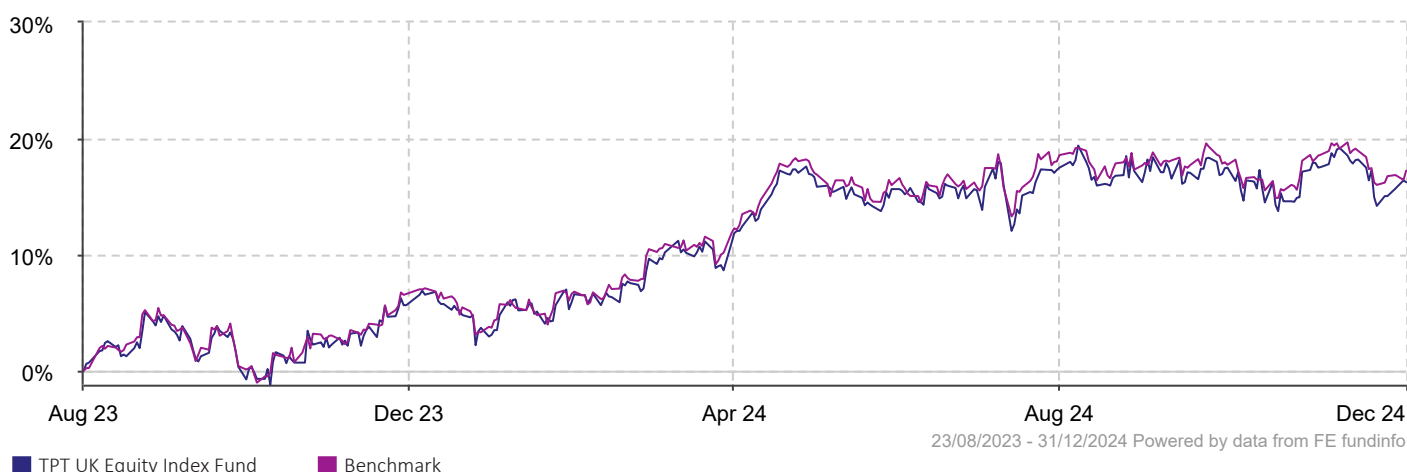
Cumulative Performance to 31/12/2024

	3 months	1 Year	3 Years	5 Years	10 Years
Fund growth	-0.7%	9.1%	-	-	-
Benchmark	-0.4%	9.5%	-	-	-

Annualised Performance to 31/12/2024

	3 Years	5 Years	10 Years
Fund growth	-	-	-
Benchmark	-	-	-

Performance from 23/08/2023 to 31/12/2024



Fund performance figures shown include reinvestment of any income the Fund receives and deduction of the Annual Management Charge, Fund Expenses and where applicable, Property Expense Ratio. Charges and expenses may have changed over time, which is reflected in the performance figures. The Fund performance shown does not take into consideration any additional charges that may apply to your scheme.

Benchmark performance shown in our tables and charts is for comparison purposes only and is based on Total Returns, which assumes the reinvestment of any income. The benchmark will not include any costs and charges that apply to the Fund, which could be a reason why the performance of the Fund may not exactly match the performance of the benchmark.

The fund performance figures refer to the past and past performance is not a reliable indicator of future performance. You should be aware that the value of investments may fall as well as rise and is not guaranteed. You may get back less than you invest.

FUND FACTSHEET Q4 2024

TPT Retirement Solutions

TPT UK Equity Index Fund

Important Information

TPT Retirement Solutions have appointed Phoenix Corporate Investment Services (CIS) to make this Fund available to your pension scheme and to produce this fund factsheet.

This factsheet should be read with your Member Guide and the 'Guide to your scheme fund factsheet'.

It is updated quarterly and the most up-to-date version can be requested by telephone from the TPT Retirement Solutions Customer Helpline on 0345 072 6780 (call charges will vary). It provides you with fund information only and is not an invitation to invest or advice about the suitability of an investment for your personal financial situation. If you have any questions or wish to discuss your investment options, you should speak to the Scheme Administrator or Trustee of your pension scheme or seek financial advice.

Fund Pricing

This Fund has a single unit price, which means that on any given date, an investor will purchase units at the same price as an investor selling units. The Fund's unit price is determined by the unit price of the underlying fund(s) in which it invests. Our Fund or the underlying fund's unit price can be impacted by whether money is going in or out of the fund and also the trend of flows in or out. Full details on how our unit linked Funds are valued and priced can be found in the document titled 'Unit Linked Principles & Practices' which is available on <https://www.phoenixwealth.co.uk/Literature/Funds/>

Data Source

The source of data in our factsheets is FE fundinfo, a specialist investment data provider.

Although Phoenix CIS takes every care to ensure that the data provided by or to external sources about their own funds is accurate, occasionally discrepancies may occur, for example, due to pricing delays. In all cases Phoenix CIS will endeavour to ensure that these discrepancies are corrected. Phoenix CIS accepts no liability for loss due to such discrepancies, for example where the investor has relied on the information contained in the factsheet to help them make investment decisions.

Third parties' disclaimers

Where the benchmark is wholly, or in part, a FTSE Index; Source: London Stock Exchange Group plc and its group undertakings (collectively, the "LSE Group"). © LSE Group 2024. FTSE Russell is a trading name of certain of the LSE Group companies. "FTSE®" and "FTSE4Good®" are trade marks of the relevant LSE Group companies and are used by any other LSE Group company under license. All rights in the FTSE Russell indexes or data vest in the relevant LSE Group company which owns the index or the data. Neither LSE Group nor its licensors accept any liability for any errors or omissions in the indexes or data and no party may rely on any indexes or data contained in this communication. No further distribution of data from the LSE Group is permitted without the relevant LSE Group company's express written consent. The LSE Group does not promote, sponsor or endorse the content of this communication.